

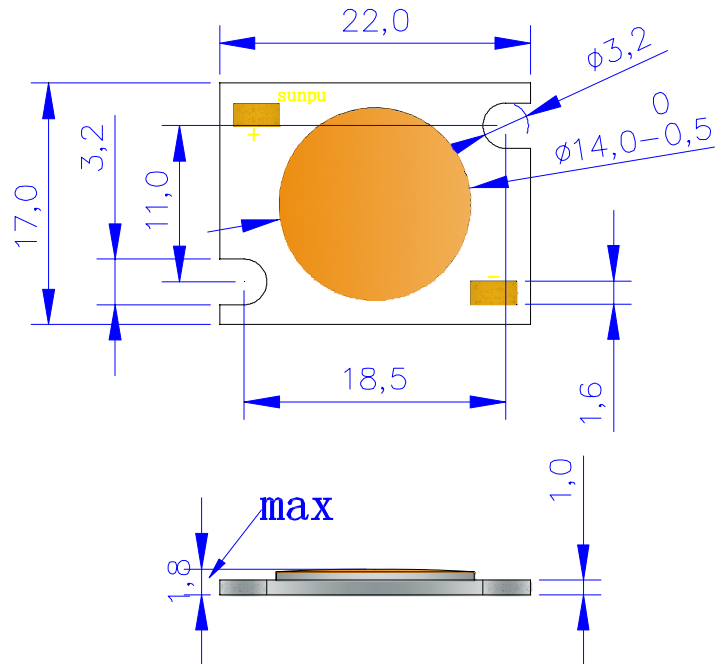


SPECIFICATION

Part No.: SS12N7W6C

Features:

- High radiometric power per LED
- Very long operating life (up to 100K hours)
- Low voltage DC operated
- More Energy Efficient than Incandescent and most Halogen lamps
- Good color uniformity
- NO UV
- Superior ESD protection
- Easy installation with Screws
- High Heat dissipation Efficiency



Typical Applications:

- Reading lights(car,bus,aircraft)
- Portable(flashlight,bicycle)
- Automotive Exterior(Stop-Tail-Turn, CHMSL,Mirror Side Repeat)
- Decorative/Entertainment
- Dental curing lights
- Uplighters/Downlighters
- Bollards/Security/Garden
- Cove/Undershelf/Task
- Indoor/Outdoor Commercial and Residential Architectural
- Automotive Ext(stop-Tail-Turn)
- Street Lamp

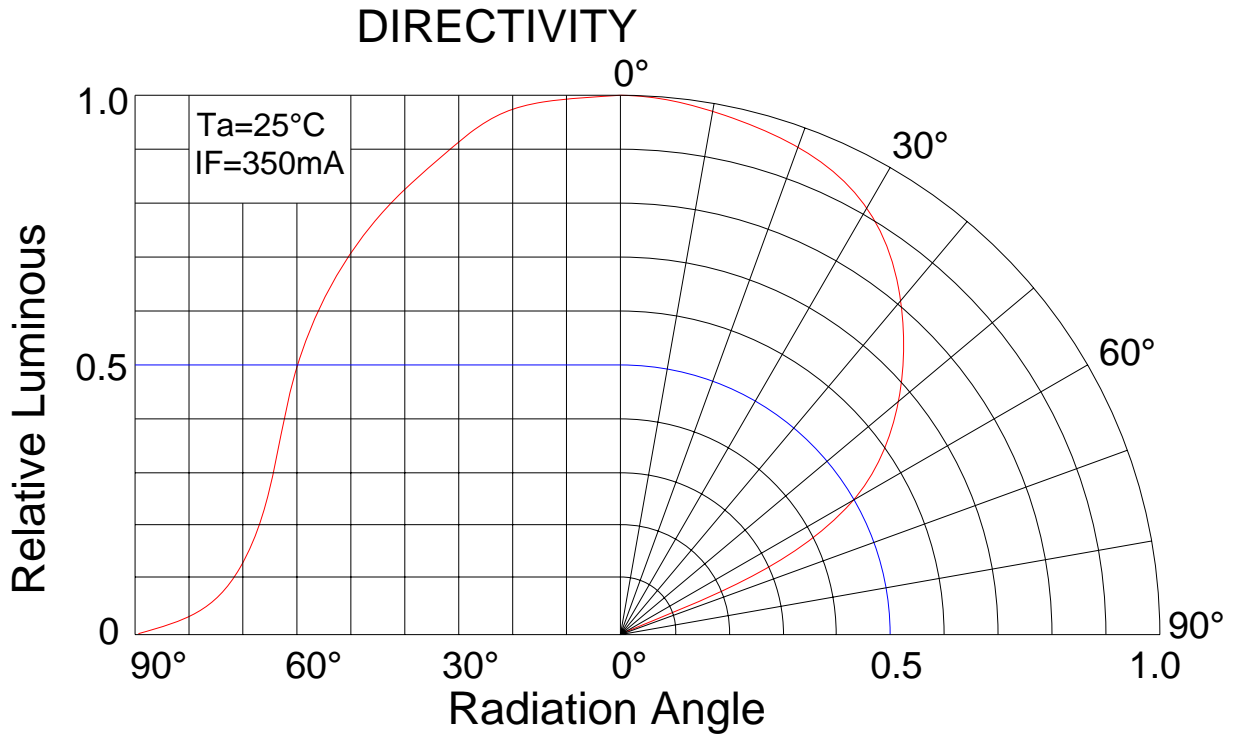
NOTE:

- All dimensions are millimeter.
- Tolerance is ± 0.1 mm unless otherwise noted.
- It is strongly recommended that the temperature of lead be not higher than 70°C.
- The appearance and specifications of the product may be modified for improvement without notice.



Part No.: SS12N7W6C

Typical Radiation Pattern



Absolute maximum ratings (Ta = 25°C)

Parameter	Symbol	Test Condition	Value		Unit
			Min.	Max.	
DC Forward Current	IF	----	----	400	mA
Peak Pulse Current	Ipeak	Duty=1/10 1kHz	----	500	mA
Power Dissipation	Pd	----	----	7.92	W
LED Junction Temperature	Tj	----	----	105	°C
Operating Temperature	Topr	----	-25	+85	°C
Storage Temperature	Tstr	----	-40	+100	°C
ESD Sensitivity	----	HBM	8000	----	V
Soldering Temperature	----	----	220°C for 5 Seconds max		



Part No.: SS12N7W6C

Electrical and optical characteristics (Ta = 25°C)

Parameter	Symbol	Test Condition	Value			Unit
			Min.	Typ.	Max.	
Forward Voltage	VF	IF = 350mA		19.2		V
Luminous Flux	Φv			700	----	lm
Viewing Angle	2θ 1/2		----	120	----	Deg.
Color Temperature	CCT		5000	-----	6500	K
Thermal Resistance	Rj	-----		3		°C/W

Luminous Flux Bins (Ta = 25°C)

Unit: lm

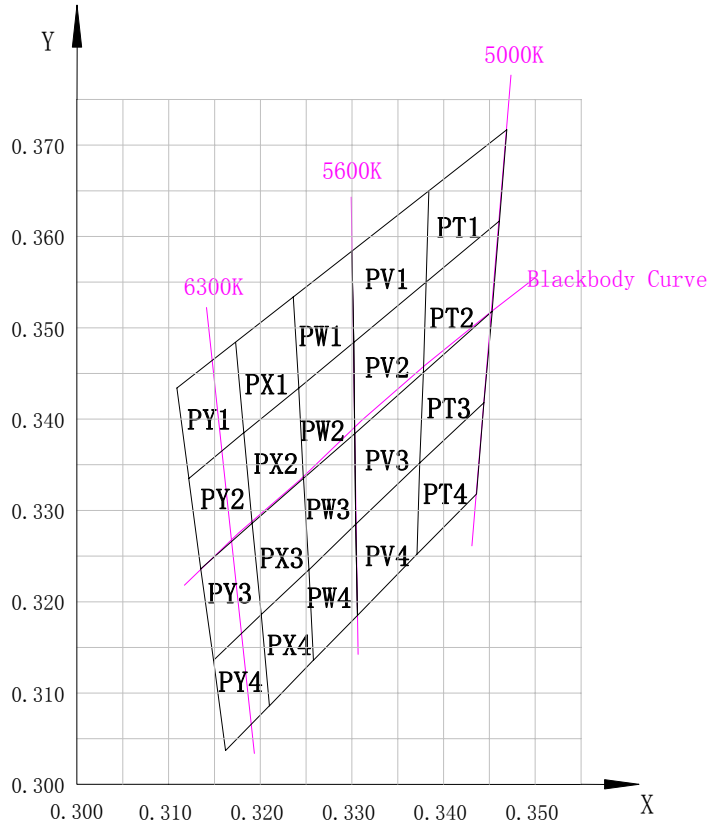
Bin	B2	C2	D2
Min	600	700	800
Max	700	800	900

Chromaticity Coordinates Ranks(IF=350mA Ta=25°C)

Bin	x1	y1	x2	y2	x3	y3	x4	y4
PT1	0.3384	0.3650	0.3381	0.3550	0.3461	0.3617	0.3469	0.3717
PT2	0.3381	0.3550	0.3378	0.3451	0.3453	0.3518	0.3461	0.3617
PT3	0.3378	0.3451	0.3374	0.3352	0.3444	0.3418	0.3453	0.3518
PT4	0.3374	0.3352	0.3371	0.3252	0.3436	0.3318	0.3444	0.3418
PV1	0.3300	0.3584	0.3302	0.3484	0.3381	0.3550	0.3384	0.3650
PV2	0.3302	0.3484	0.3303	0.3384	0.3378	0.3451	0.3381	0.3550
PV3	0.3303	0.3384	0.3304	0.3285	0.3374	0.3352	0.3378	0.3451
PV4	0.3304	0.3285	0.3306	0.3185	0.3371	0.3252	0.3374	0.3352
PW1	0.3236	0.3534	0.3242	0.3434	0.3302	0.3484	0.3300	0.3584
PW2	0.3242	0.3434	0.3247	0.3335	0.3303	0.3384	0.3302	0.3484
PW3	0.3247	0.3335	0.3253	0.3235	0.3304	0.3285	0.3303	0.3384
PW4	0.3253	0.3235	0.3258	0.3136	0.3306	0.3185	0.3304	0.3285
PX1	0.3173	0.3484	0.3182	0.3385	0.3242	0.3434	0.3236	0.3534
PX2	0.3182	0.3385	0.3191	0.3286	0.3247	0.3335	0.3242	0.3434
PX3	0.3191	0.3286	0.3201	0.3186	0.3253	0.3235	0.3247	0.3335
PX4	0.3201	0.3186	0.3210	0.3086	0.3258	0.3136	0.3253	0.3235
PY1	0.3109	0.3434	0.3122	0.3335	0.3182	0.3385	0.3173	0.3484
PY2	0.3122	0.3335	0.3135	0.3236	0.3191	0.3286	0.3182	0.3385
PY3	0.3135	0.3236	0.3149	0.3136	0.3201	0.3186	0.3191	0.3286
PY4	0.3149	0.3136	0.3162	0.3037	0.3210	0.3086	0.3201	0.3186



Part No.: SS12N7W6C



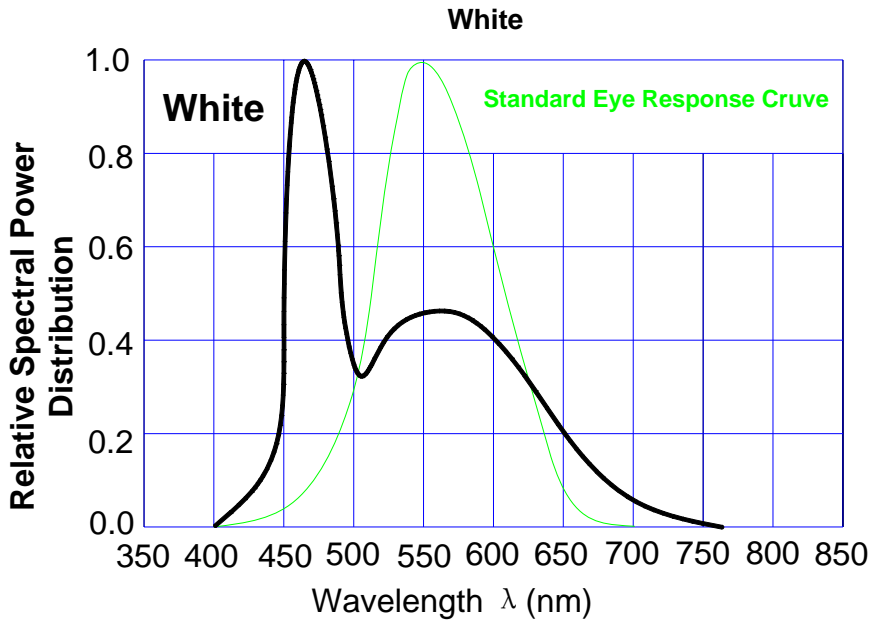
Note

1. Flux is measured with an accuracy of $\pm 15\%$
2. Chromaticity Coordinates (x,y) is measured with an accuracy of ± 0.01
3. Forward Voltage is measured with an accuracy of $\pm 0.2V$
4. It is strongly recommended that the temperature of lead be not higher than $70^{\circ}C$



Part No.: SS12N7W6C

Typical electrical/optical characteristic curves $T_J=25^{\circ}\text{C}$



Typical electrical/optical characteristic curves:

Fig.1 Forward Current(mA) Vs. Forward Voltage(V)

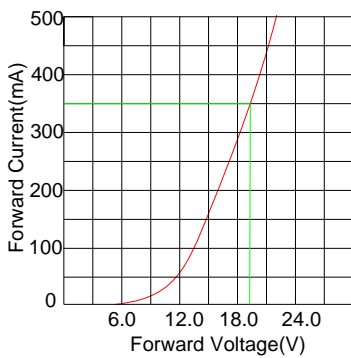


Fig.2 Relative Intensity Vs Forward Current (mA)

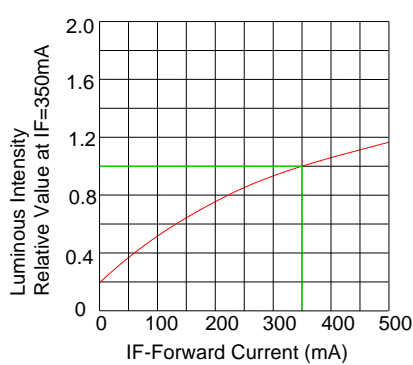


Fig.3 Forward Current Vs Ambient Temperature

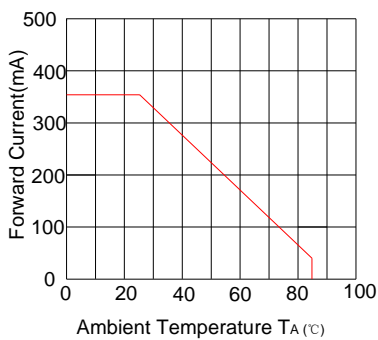
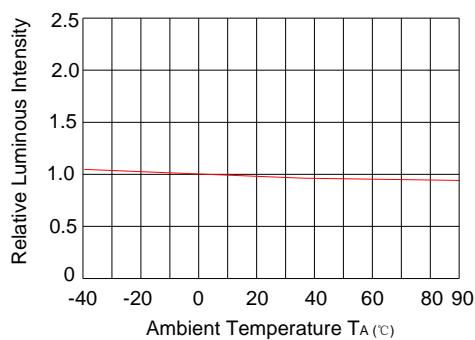


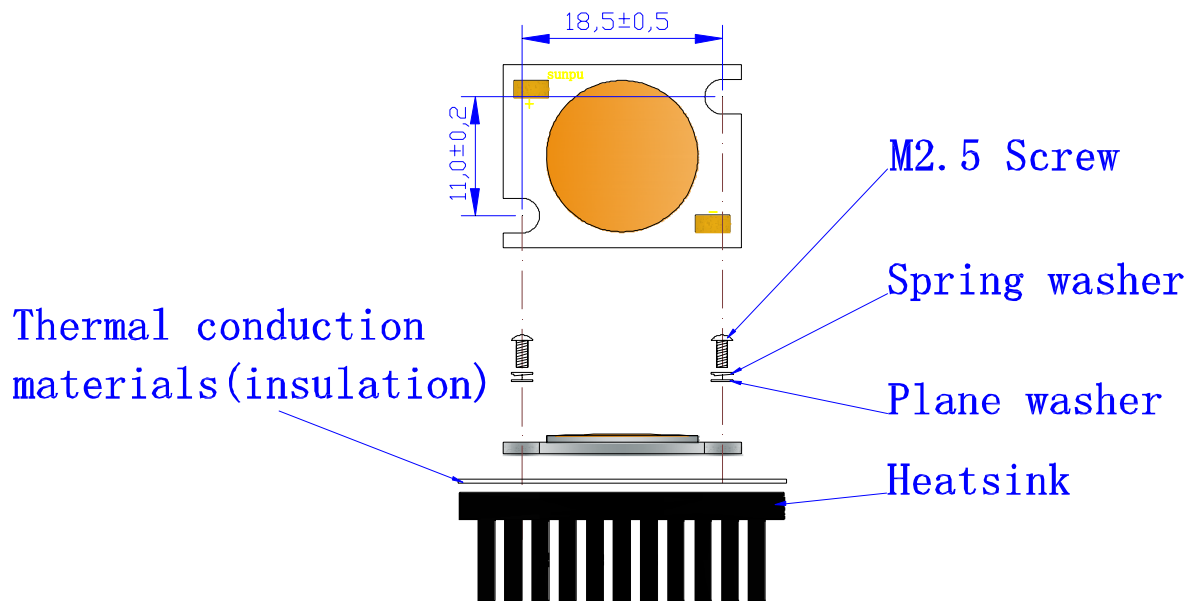
Fig.4 Relative Intensity Vs. Ambient Temperature





Part No.: SS12N7W6C

Recommended installation screw pitch



If you can not solve the heat problem, the product will destroy easily. Suggest that the surface of the heat sink is $35\text{cm}^2/1\text{W}$