


● Product Picture/产品外观图片

● 中心照度(Lux)

	
0.5m	770 lux
1.0m	220 lux
1.5m	108 lux
2.0m	64 lux
2.5m	46 lux
3.0m	34 lux
Height 高度	Illuminance 中心照度

● Features/产品特性描述

1. Emitted Color/发光颜色: Pure White/正白、Warm White/暖白.
2. Material of crust /外壳材质: Aluminum Section /铝型材.
3. Choices of luminous intensities for indoor/适合室内照明.
4. RoHS Compliant /产品符合欧盟相关 RoHS 法规.
5. Low power consumption/低功率消耗.
6. Very long useful time for 30000 hours/产品寿命可达 30000 小时.
7. Wire Passes UL VW-1&CSA Ft1 vertical flame test./线材可通过 UL VW-1 及 CSA Ft1 垂直型耐燃测试.
8. Limited temperature of plastic shell up to 105 degree./塑料外壳的耐温达到 105 度.
9. Flamming rating of pcb board is 94V-0./PCB 板的防火等级是 94V-0.

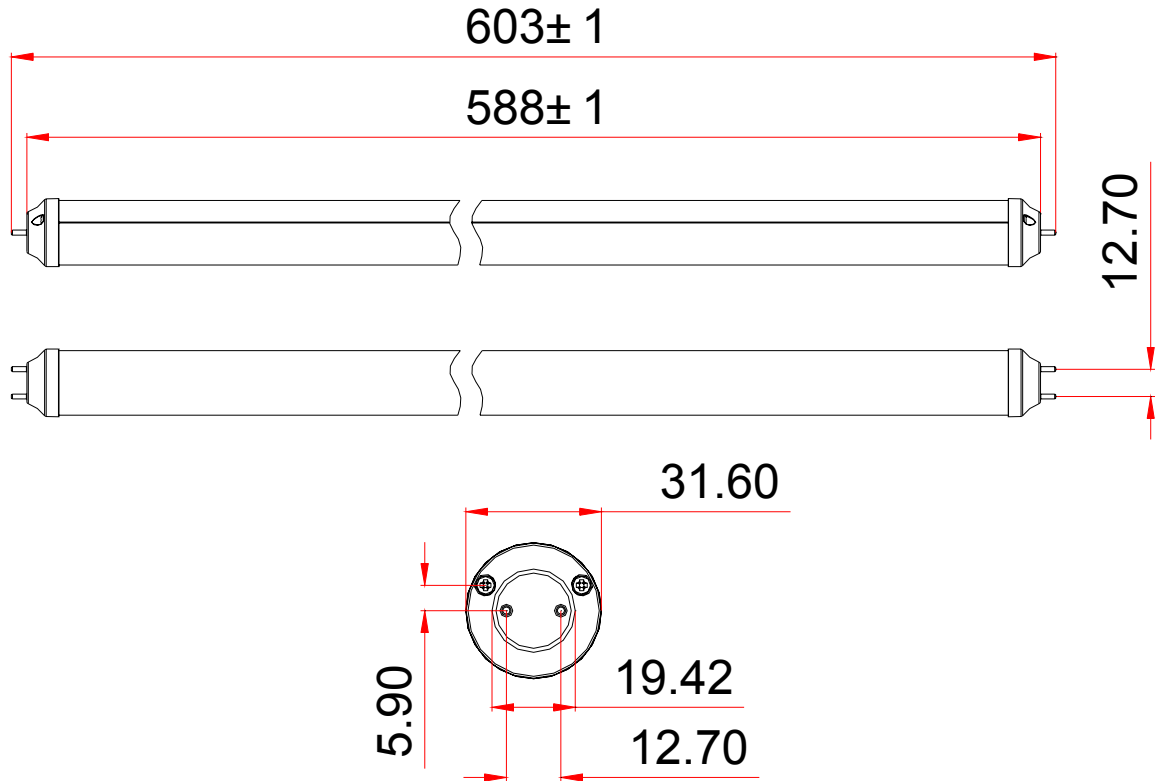
● Absolute Maximum Ratings(Ta=25℃) /产品的极限使用条件

Parameter /项目	Symbol /代码	Rating /范围			Unit
		Min./最小值	Typ./标准值	Max./最大值	
Input Voltage AC/输入电压	Vin	200	220	240	V
AC Frequency /电压频率	F	47	50	63	Hz
Input Current AC/输入电流	I(rms)	0.05	0.055	0.06	A
Operating Tem./工作温度	Ta	-25	25	50	℃
Operating Hum./相对湿度	Ha	5%-95%(不结露)			-
Storage Tem./存储温度	Ts	-30~85			℃

● Electrical and optical characteristics(Ta=25℃) /产品的电气及光电参数

Parameter /项目	Condition/条件	Symbol /代码	Min. /最小值	Typ./标准值	Max./最大值	Unit
Power Dissipation /功率	Vin=220V~,50Hz	Pd	-	10	11	W
Power Factor/功率因数	Vin=220V~,50Hz	PF	-	0.85	-	-
Luminous Flux /光通量	Vin=220V~,50Hz	IV	-	700	-	Lm
Color Temperature /色温	Vin=220V~,50Hz	C.T.(P)	4000	6000	8000	K
		C.T.(W)	3000	3500	4000	K
Viewing Angle /发光角度	Vin=220V~,50Hz	θ	-	150	-	Deg


● Package Dimensions /产品尺寸图



Notes /备注:

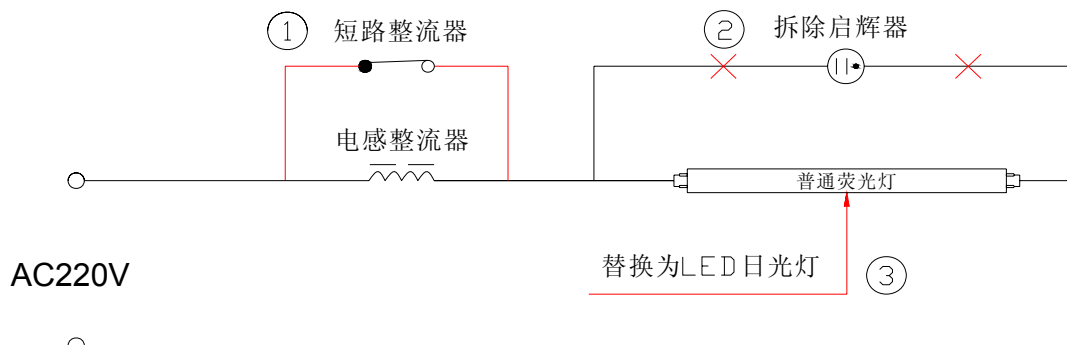
1. All dimensions are in millimeters. /所有的尺寸单位为 mm.
2. Tolerance is ± 0.5 mm unless otherwise specified. /默认的尺寸公差为 ± 0.5 mm.
3. Specifications are subject to change without notice. /产品外形若有变更，恕不特别通知.

● Connection Diagram/接线图



● Installation steps of replace the Fluorescent Lamp/替换普通荧光灯安装步骤

类别一：Installation steps of replace the inductance ballast Fluorescent Lamp with LED Daylight. /LED 日光灯替换电感整流器荧光灯的安装步骤

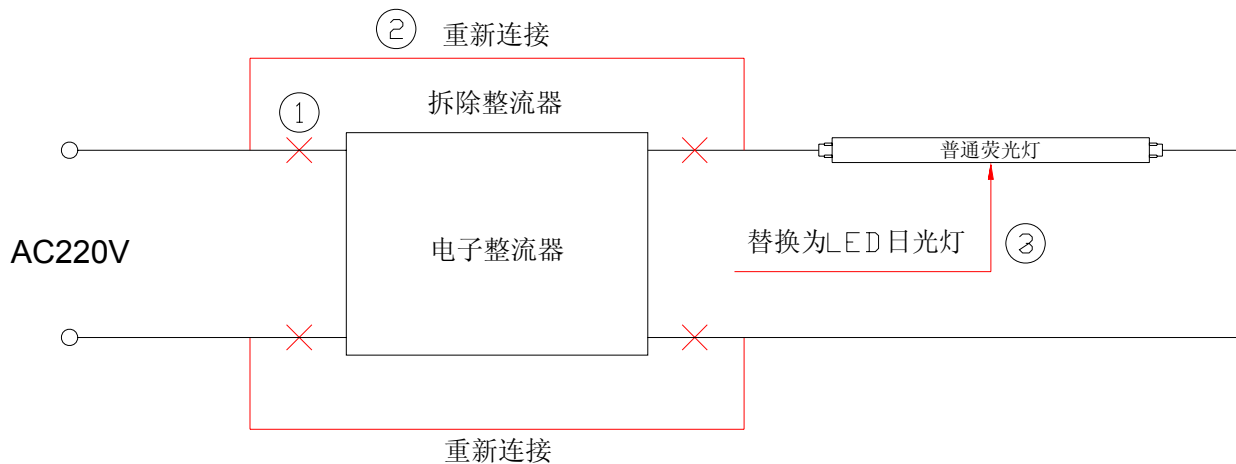


第一步: **Short circuit the electric circuit's inductance ballast./短路电路中的电感整流器.**

第二步: **Demolishing the starter./拆除启辉器.**

第三步: **Replacing the Fluorescent Lamp with LED Daylight./将普通的荧光灯替换为LED 日光灯.**

类别二: **Installation steps of replace the electronic ballast Fluorescent Lamp with LED Daylight. /LED 日光灯替换电子整流器荧光灯的安装步骤**



第一步: **Demolishing the electric circuit's Electronic ballast./拆除电路中的电子整流器.**

第二步: **Connecting the lines anew./将断开的线路重新进行连接.**

第三步: **Replacing the Fluorescent Lamp with LED Daylight./将普通的荧光灯替换为LED 日光灯.**

● **Product Packaging Picture/产品包装图**



37X37X610mm 1PCS LED Daylight in this box



410X220X640mm 50PCS LED Daylight in this box