



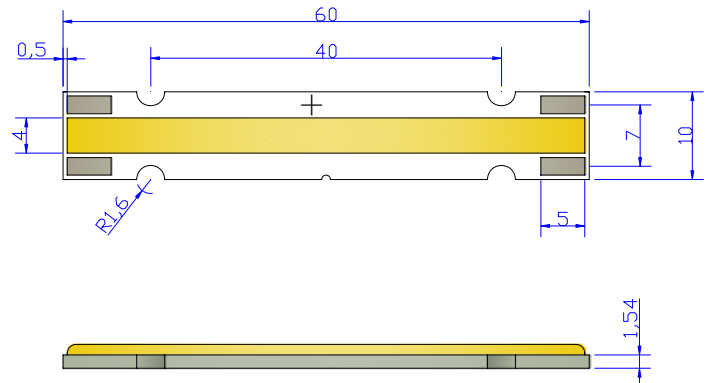
**Part No. LM-W6-60\*10-1W**

**Features:**

- High radiometric power per LED
- Very long operating life  
(up to 100K hours)
- Low voltage DC operated
- More Energy Efficient than Incandescent  
and most Halogen lamps
- Good color uniformity
- NO UV
- Superior ESD protection
- Easy installation with Screws
- High Heat dissipation Efficiency

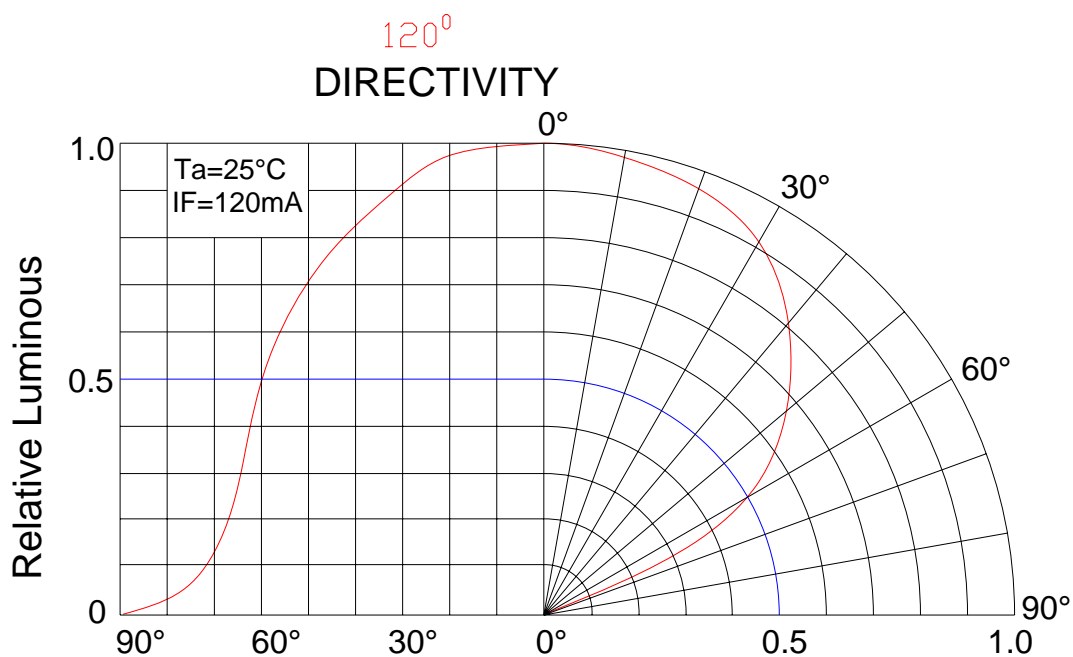
**Typical Applications:**

- Reading lights(car,bus,aircraft)
- Portable(flashlight,bicycle)
- Automotive Exterior(Stop-Tail-Turn,  
CHMSL,Mirror Side Repeat)
- Decorative/Entertainment
- Dental curing lights
- Uplighters/Downlighters
- Bollards/Security/Garden
- Cove/Undershef/Task
- Indoor/Outdoor Commercial and Residential Architectural
- Automotive Ext(stop-Tail-Turn)
- Lcd backlights
- Street Lamp

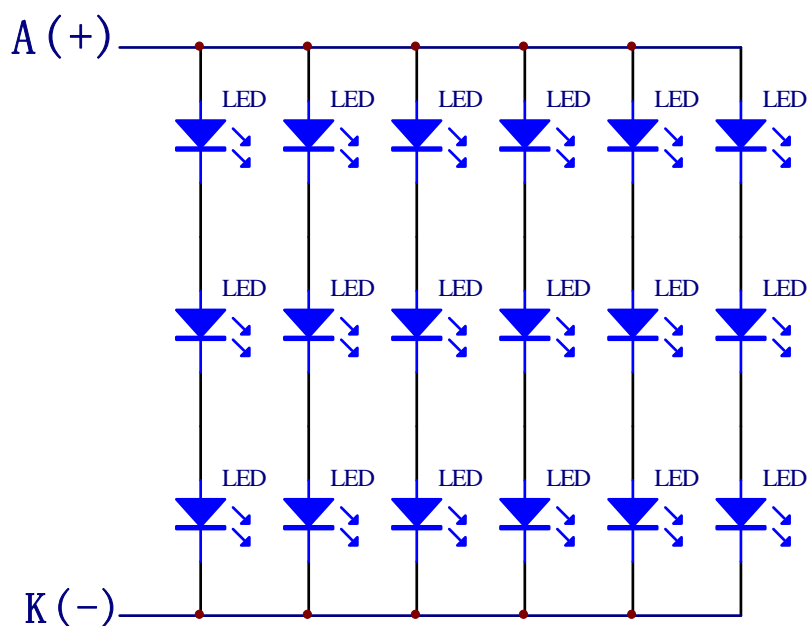


**NOTE:**

- All dimensions are millimeter.
- Tolerance is  $\pm 0.1$ mm unless otherwise noted
- It is strongly recommended that the temperature of lead be not higher than 55°C
- The appearance and specifications of the product may be modified for improvement without notice.



**Circuit diagram:**



**Absolute maximum ratings (Ta = 25°C)**

Parameter	Symbol	Test Condition	Value		Unit
			Min.	Max.	
DC Forward Current	IF	----	----	120	mA
Peak Pulse Current	Ipeak	Duty=0.1, 1kHz	----	240	mA
Power Dissipation	Pd	----	----	1.2	W
LED Junction Temperature	Tj	----	----	120	°C
Operating Temperature	Topr	----	-25	+80	°C
Storage Temperature	Tstr	----	-40	+120	°C
ESD Sensitivity	---	HBM	8000	---	V
Soldering Temperature	---	-----	220°C for 5 Seconds max		

**Electrical and optical characteristics (Ta = 25°C)****(CCT 5500k)**

Parameter	Symbol	Test Condition	Value			Unit
			Min.	Typ.	Max.	
Forward Voltage	VF	IF = 120mA	9.0	9.5	9.9	V
Luminous Flux	Φv		80	100	-----	lm
Viewing Angle	2θ 1/2		----	120	----	Deg.
Color Temperature	CCT		5000	----	6500	K

**Luminous Flux Bins (Ta = 25°C)****Unit:lm**

Bin	M	N	P
Min	80	100	120
Max	100	120	140

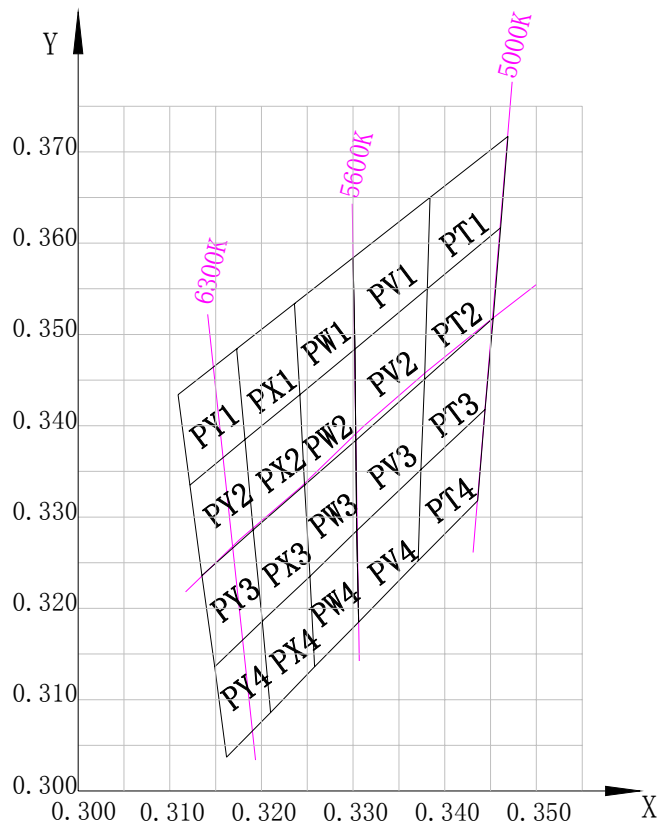
**Chromaticity Coordinates Ranks(IF=120mA Ta=25°C)**

Bin	x1	y1	x2	y2	x3	y3	x4	y4
PT1	0.3384	0.3650	0.3381	0.3550	0.3461	0.3617	0.3469	0.3717
PT2	0.3381	0.3550	0.3378	0.3451	0.3453	0.3518	0.3461	0.3617
PT3	0.3378	0.3451	0.3374	0.3352	0.3444	0.3418	0.3453	0.3518
PT4	0.3374	0.3352	0.3371	0.3252	0.3436	0.3318	0.3444	0.3418
PV1	0.3300	0.3584	0.3302	0.3484	0.3381	0.3550	0.3384	0.3650
PV2	0.3302	0.3484	0.3303	0.3384	0.3378	0.3451	0.3381	0.3550
PV3	0.3303	0.3384	0.3304	0.3285	0.3374	0.3352	0.3378	0.3451
PV4	0.3304	0.3285	0.3306	0.3185	0.3371	0.3252	0.3374	0.3352



**Part No. LM-W6-60\*10-1W**

Bin	x1	y1	x2	y2	x3	y3	x4	y4
PW1	0.3236	0.3534	0.3242	0.3434	0.3302	0.3484	0.3300	0.3584
PW2	0.3242	0.3434	0.3247	0.3335	0.3303	0.3384	0.3302	0.3484
PW3	0.3247	0.3335	0.3253	0.3235	0.3304	0.3285	0.3303	0.3384
PW4	0.3253	0.3235	0.3258	0.3136	0.3306	0.3185	0.3304	0.3285
PX1	0.3173	0.3484	0.3182	0.3385	0.3242	0.3434	0.3236	0.3534
PX2	0.3182	0.3385	0.3191	0.3286	0.3247	0.3335	0.3242	0.3434
PX3	0.3191	0.3286	0.3201	0.3186	0.3253	0.3235	0.3247	0.3335
PX4	0.3201	0.3186	0.3210	0.3086	0.3258	0.3136	0.3253	0.3235
PY1	0.3109	0.3434	0.3122	0.3335	0.3182	0.3385	0.3173	0.3484
PY2	0.3122	0.3335	0.3135	0.3236	0.3191	0.3286	0.3182	0.3385
PY3	0.3135	0.3236	0.3149	0.3136	0.3201	0.3186	0.3191	0.3286
PY4	0.3149	0.3136	0.3162	0.3037	0.3210	0.3086	0.3201	0.3186

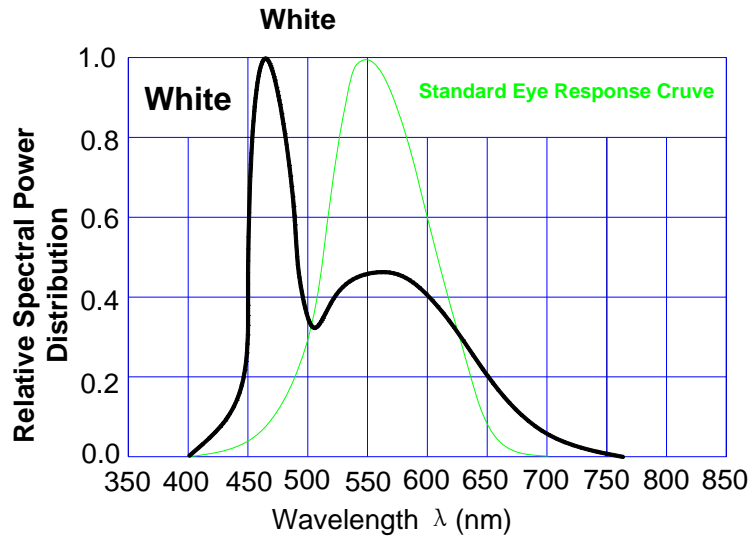


**Note**

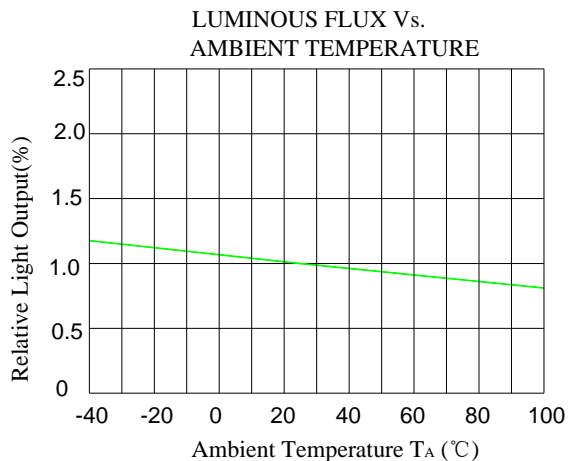
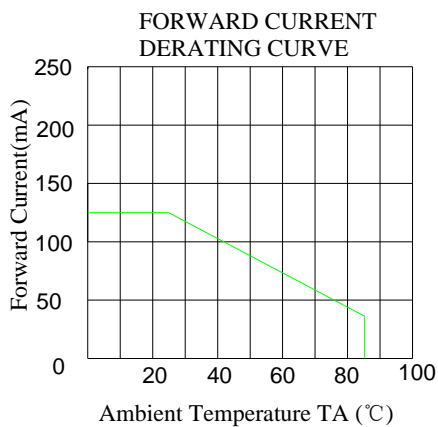
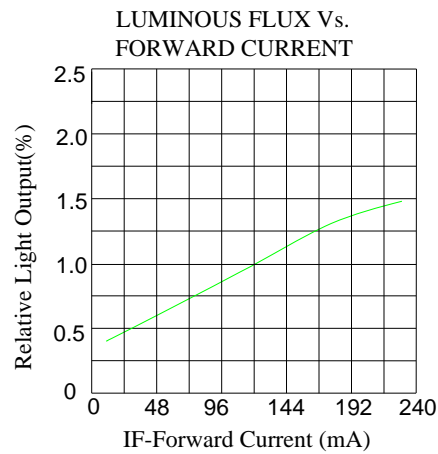
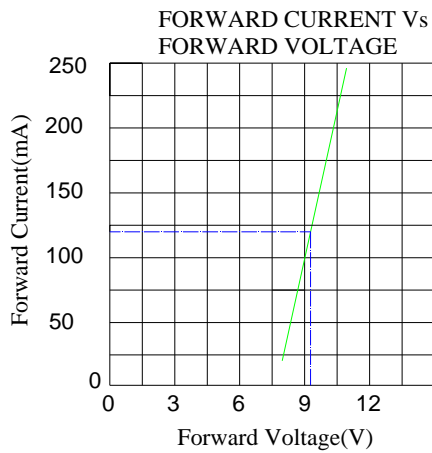
1. Flux is measured with an accuracy of  $\pm 15\%$
2. Chromaticity Coordinates (x,y) is measured with an accuracy of  $\pm 0.01$
3. Forward Voltage is measured with an accuracy of  $\pm 0.2V$
4. It is strongly recommended that the temperature of lead be not higher than  $55^{\circ}C$



**Color Spectrum, T<sub>J</sub>=25°C**

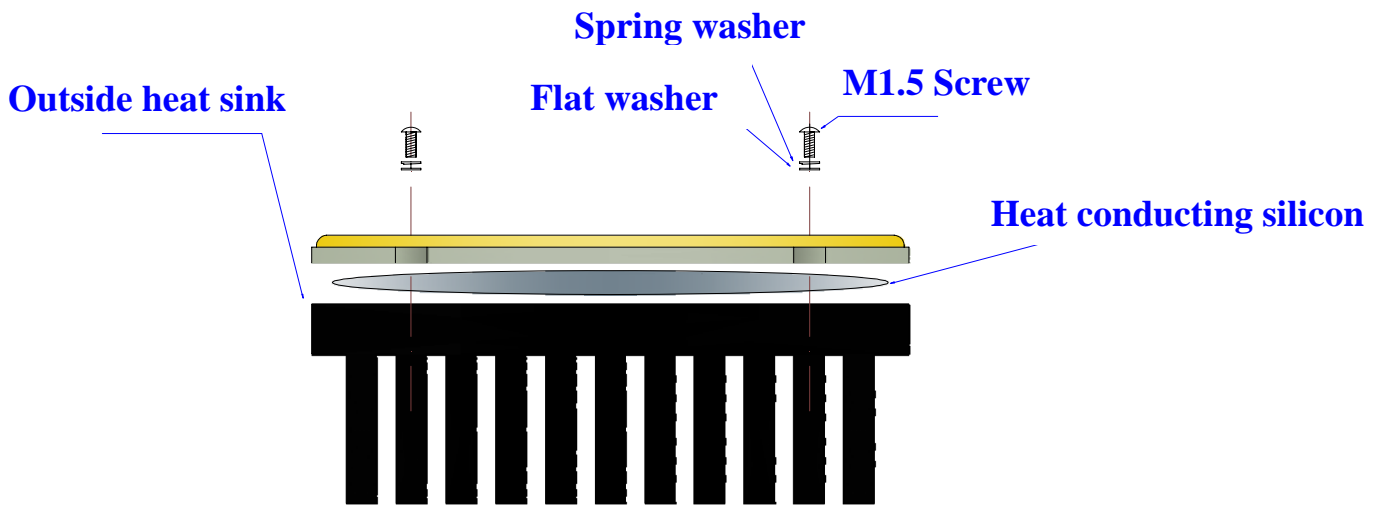
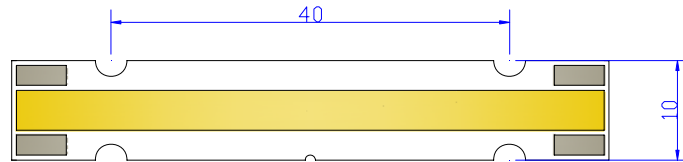


**Typical electrical/optical characteristic curves:**





**Suggest:**



If you can not solve the heat problem, the product will destroy easily.

Suggest that the surface of the heat sink is  $65\text{cm}^2/1\text{W}$