



# EMITTER I

Part No.: E12LY9C

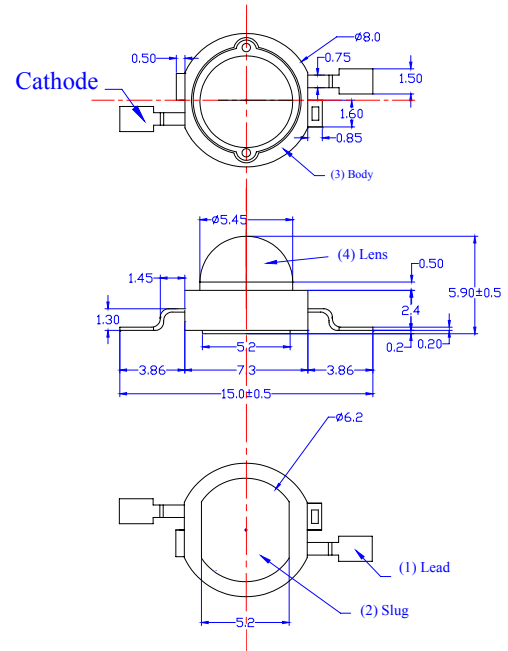


## Features:

- Highest Flux Yellow (Amber)
- High reliability and Very long operating life (up to 100K hours)
- Low voltage DC operated
- More Energy Efficient than Incandescent and most Halogen lamps
- NO UV
- Superior ESD protection

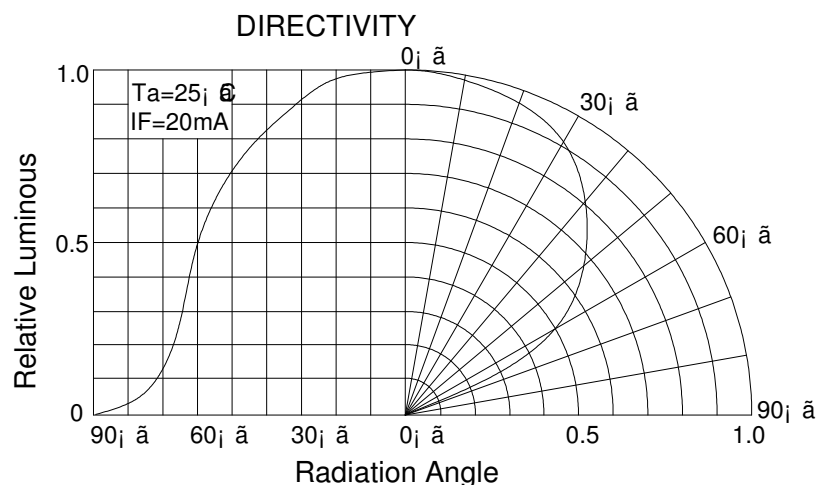
## Typical Applications:

- Reading lights(car,bus,aircraft)
- Portable(flashlight,bicycle)
- Automotive Exterior(Stop-Tail-Turn, CHMSL,Mirror Side Repeat)
- Decorative



## NOTE:

- All dimensions are millimetres.
- Tolerance is  $\pm 0.1$ mm unless otherwise noted





# EMITTER I

**Part No.:** E12LY9C

## **Absolute maximum ratings (Ta = 25°C)**

| Parameter                | Symbol | Test Condition   | Value                   |      | Unit |
|--------------------------|--------|------------------|-------------------------|------|------|
|                          |        |                  | Min.                    | Max. |      |
| DC Forward Current       | IF     | ----             | ----                    | 350  | mA   |
| Peak Pulse Current       | Ipeak  | Duty=0.1mS, 1kHz | ----                    | 500  | mA   |
| Power Dissipation        | Pd     | ----             | ----                    | 0.98 | W    |
| LED Junction Temperature | Tj     | ----             |                         | 120  | °C   |
| Operating Temperature    | Topr   | ----             | -25                     | +100 | °C   |
| Storage Temperature      | Tstr   | ----             | -40                     | +120 | °C   |
| ESD Sensitivity          | ---    | HBM              | 8000                    | ---  | V    |
| Soldering Temperature    | ---    | -----            | 260°C for 5 Seconds max |      |      |

## **Electrical and optical characteristics (Ta = 25°C)**

| Parameter           | Symbol  | Test Condition | Value |      |      | Unit |
|---------------------|---------|----------------|-------|------|------|------|
|                     |         |                | Min.  | Typ. | Max. |      |
| Forward Voltage     | VF      | IF = 350mA     | ----  | 2.5  | 2.8  | V    |
| Luminous Flux       | Φv      | IF = 350mA     | 5     | 10   | 15   | lm   |
| Viewing Angle       | 2 θ 1/2 | IF = 350mA     | ----  | 120  | ---- | Deg. |
| Dominant Wavelength | λd      | IF = 350mA     | 590   | ---- | 595  | nm   |

## **Luminous Flux Bins (Ta = 25°C)**

**Unit:lm**

| Bin | B  | C  | D  | E  | F  | G  |
|-----|----|----|----|----|----|----|
| Min | 5  | 10 | 15 | 20 | 25 | 30 |
| Max | 10 | 15 | 20 | 25 | 30 | 40 |

## **Dominant Wavelength- λd (Ta = 25°C)**

**Unit: nm**

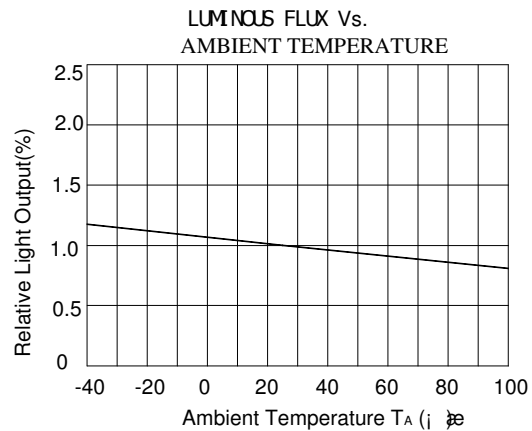
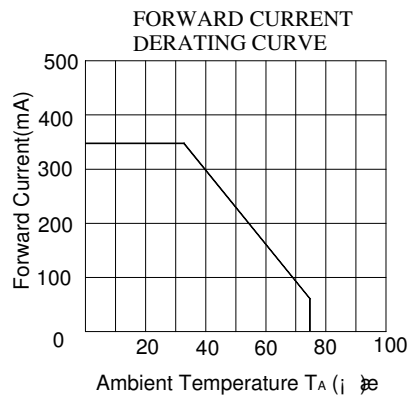
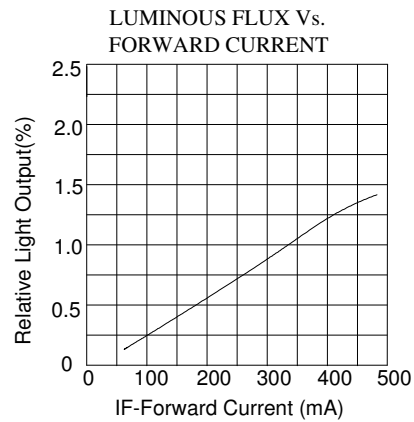
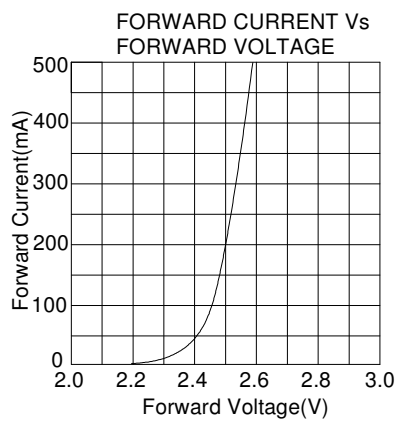
| Bin | Q   | R   | S   | T   |  |  |
|-----|-----|-----|-----|-----|--|--|
| Min | 580 | 585 | 590 | 595 |  |  |
| Max | 585 | 590 | 595 | 600 |  |  |



# EMITTER I

Part No.: E12LY9C

Typical electrical/optical characteristic curves:



**592/35**

