



ATTENTION
OBSERVE PRECAUTIONS
FOR HANDLING
ELECTROSTATIC
DISCHARGE
SENSITIVE
DEVICES

Part No./型号: 913PWO4C

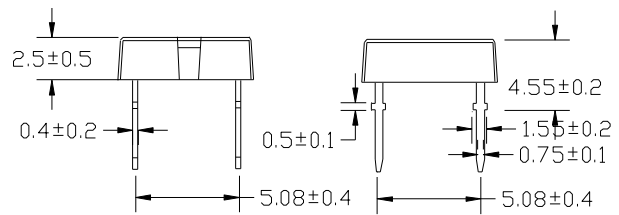
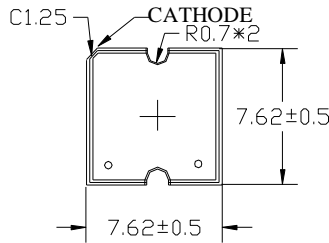
Ø Features/特征:

- I Single color/单色
- I High bright output/高亮度输出
- I High reliability and long life/
可靠性高、寿命长
- I Low power consumption/低功耗

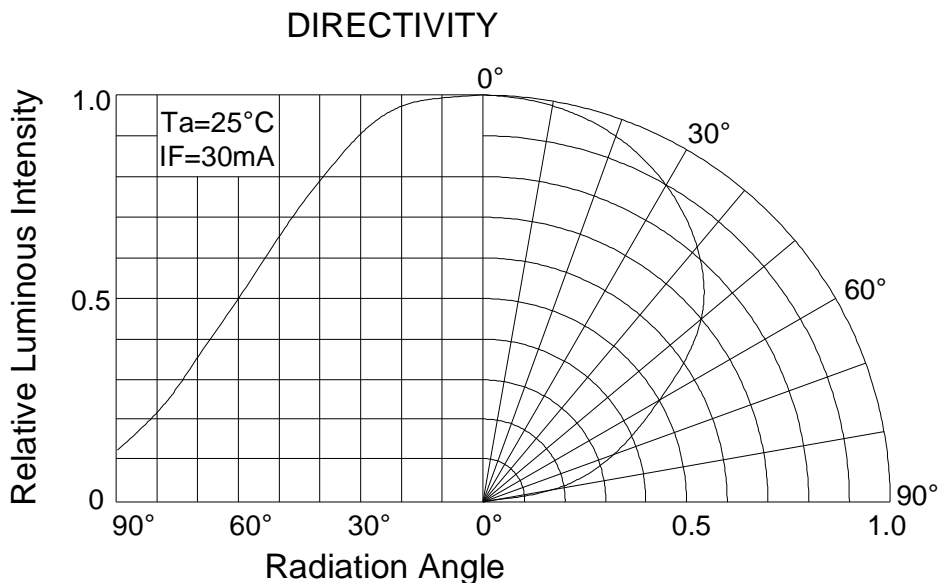
Ø Descriptions/描述:

- I Dice material/芯片材质: InGaN
- I Emitting Color/发光颜色:
Super Bright White/ 高亮度白色
- I Device Outline/产品外形:
7.62mmX7.62mm
- I Lens Type 胶体颜色:
Water Clear/ 无色透明

Ø Directivity/指向特性:



1. All dimensions are millimeters/单位: mm.
2. Tolerance is +/-0.20mm unless otherwise noted/
没有标注的公差均为±0.20mm.





Ø Absolute maximum ratings/极限参数 (Ta = 25°C)

| Parameter 参数 | Symbol 符号 | Test Condition 测试条件 | Values 数值 | | Unit 单位 |
|---------------------------------|-------------------|-------------------------|-----------|------|------------|
| | | | Min. | Max. | |
| Reverse Voltage 反向电压 | V _R | I _R = 30 μ A | 5 | -- | V |
| Forward Current 正向工作电流 | I _F | ---- | ---- | 30 | mA |
| Power Dissipation 损耗功率 | P _d | ---- | ---- | 114 | mW |
| Pulse Current 正向峰值电流 | I _{peak} | Duty=0.1mS, 1kHz | ---- | 150 | mA |
| Operating Temperature 工作温度范围 | T _{opr} | ---- | -40 | +85 | °C |
| Storage Temperature 储存温度范围 | T _{str} | ---- | -40 | +100 | °C |

Ø Electrical and optical characteristics/光电参数 (Ta = 25°C)

| Parameter 参数 | Symbol 符号 | Test Condition 测试条件 | Values 数值 | | | Unit 单位 |
|-------------------------|----------------|------------------------|-----------|------|------|------------|
| | | | Min. | Typ. | Max. | |
| Forward Voltage 正向电压 | V _F | I _F =30mA | ---- | 3.3 | 3.8 | V |
| Reverse Current 反向电流 | I _R | V _R =5V | ---- | ---- | 30 | μ A |
| Luminous Flux 光通量 | φ _v | I _F =30mA | 2.5 | 4.5 | ---- | lm |
| Viewing Angle 指向角度 | 2 θ 1/2 | I _F = 30mA | ---- | 120 | ---- | Deg. |

Ø Luminous Intensity Bins Chart/光通量(Unit: lm) (Ta = 25°C)

| Bin | H | J | K | L | M |
|-----|-----|-----|-----|-----|-----|
| Min | 2.2 | 2.8 | 3.6 | 4.7 | 6.0 |
| Max | 2.8 | 3.6 | 4.7 | 6.0 | 7.8 |



Ø **Color Temperature Bins Char/色温分档 (Ta = 25°C)**

| | | | | | |
|-----|-----------|-----------|-----------|-----------|-----------|
| Bin | WP0 | WP1 | WP2 | WP3 | WP4 |
| CCT | <2500 | 2500~2800 | 2800~3000 | 3000~3300 | 3300~3600 |
| Bin | WP5 | WP6 | WP7 | WP8 | WP9 |
| CCT | 3600~4000 | 4000~4500 | 4500~5000 | 5000~6000 | >6000 |

Ø **Typical electrical/optical characteristic curves/光电特性曲线:**

Fig.1 正向电流 Vs. 正向电压

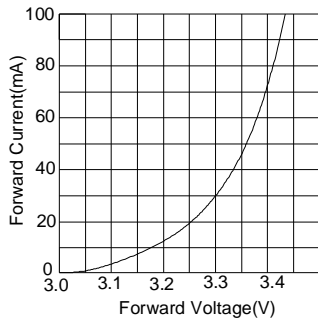


Fig.2 相对亮度 Vs. 正向电流

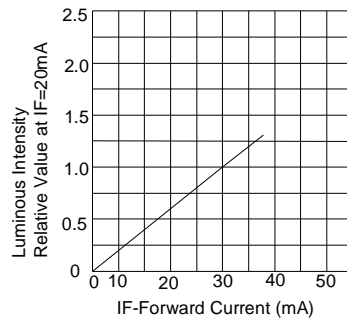


Fig.3 正向电流 Vs. 环境温度

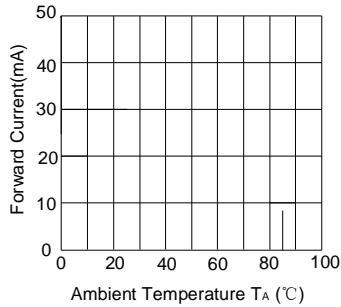
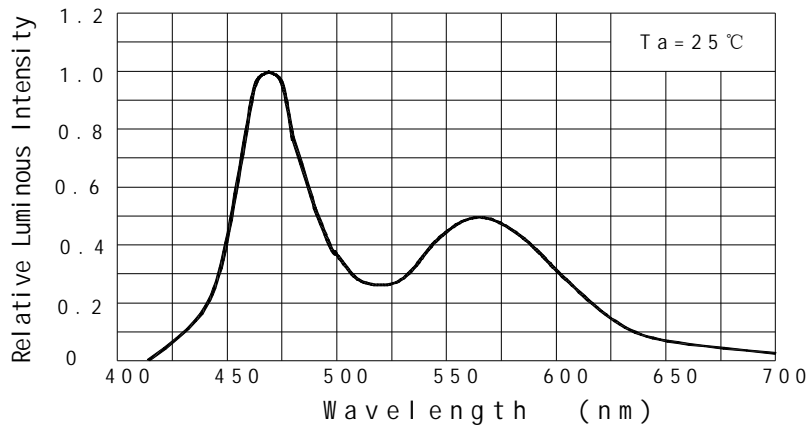
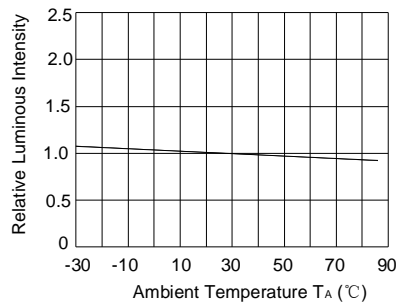


Fig.4 相对亮度 Vs. 环境温度





Ø Life Test curves /寿命测试曲线

